




CASABLANCA®

Customizations

ONE-OF-A-KIND DESIGNS



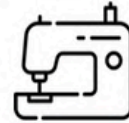
Step 1

Bridal Appointment



Step 2

Customize Your Gown



Step 3

Sketch & Production




Step 4

Gown Arrival

Interested in customizing your wedding dress and creating a unique look? We're here to help make your dreams a reality! It all starts with a conversation about your wedding—the venue, vibe, and photos. Creative Director of Casablanca Bridal, Crystal Lu, advises brides to keep an open mind, as many leave with something unexpected yet perfect.

We offer unlimited customizations, from neckline adjustments, sleeve length, custom veils, to combining elements from different dresses. Our approach ensures every bride can design her dream look. Use the Store Locator on our website to find a Casablanca Retailer near you and speak to your local stylist about our custom gown and veil options!





meet
JENNIFER
PANKRATOV



Original Gown
2123

Change entire gown
from sleek satin to
ivory mikado

CASABLANCA[®]
BRIDAL
Celebrating Forever

FABRIC: MIKADO
COLOR: IVORY



Bride added three
flowers to skirt from
B041



Remove all
beading &
embroidery

Front Neckline
B066



Replace buttons with
Mikado buttons on
bodice only

Back Neckline
2059

Finishing Touches:

- Extend train length by 52"
- Added skirt draping from 2059

FINAL LOOK

Created at: Natasha's Elegant Bridal



meet

CAITLYN CHASE



IG: @caitlynchase - Followers: 208k

Original Gown
2503

Replace glitter tulle
layer with plain
ivory tulle

CASABLANCA
BRIDAL

FABRIC: STRETCH
CHANTILLY LACE
COLOR: IVORY



Finishing Touches:

- Added volume to shoulders
- Extend train 12 inches
- Change petticoat to style 2436
- Extend button closure on sleeves

Skirt Shape
2470

Add matching fabric buttons to back

Bolero
2525JKT


Customize jacket to
match fabric of 2503
and extend material
to bodice

FINAL LOOK





meet
ABBY LISTO



Bodice Shape
2513



Beaded off the shoulder Straps
2432



Finishing Touches:

- Lined bodice
- Raised the V-neckline for modesty

FINAL LOOK





- Continued Lace from bodice of C142 to cover entire dress
- Added a scalloped collar & elongated the sleeves
- Added boning to the bodice to create the illusion of a corset
- Lined everything but the train/bustier

FINAL LOOK



meet

KAIT GELSPAN



IG: @kaitgelbspan - Followers: 41.3k

Original Gown
2533

Selected this sparkle
tulle fabric as the base

CASABLANCA
BRIDAL
CELEBRATE FOREVER

FABRIC: SPARKLE TULLE
COLOR: IVORY



Finishing Touches:

- Corset back added
- Leg slit added on left side
- Modified neckline shape
- Elongated dress train



Beaded Lace Appliques
2496



Beaded off the shoulder Straps
2432

FINAL LOOK







meet

MADISON FENDLEY



Original Gown
2488



Removed the Straps
2488



Sleeve Base
2570

She used a tulle sleeve base (similar to 2570) and added the lace from her gown 2488

Finishing Touches:

- Changed color of underskirt
- Elongated dress train

FINAL LOOK





meet
NICKI ANDREA

IG: @nicki_andrea - Followers: 553k



*Added the neckline from
Flagship Gown 'Whitney'*

FINAL LOOK





meet
SCHEANA SHAY

IG: @scheana - Followers: 1.8M



Shortened gown 2472 into a mini
with an asymmetrical hem.

FINAL LOOK

